

2.7 Student Satisfaction Survey


1.7.1 Student Satisfaction Survey (SSS) on overall institutional performance (Institution may design the questionnaire) (results and details be provided as weblink)

STUDENT SATISFACTION SURVEY (SSS) B.Ed. 2019-21 batch SEMESTER I (Total no. of responses=88) (Section A=25, Section B=32, Section C=31)

SUBJECT	VERY GOOD		GOOD		SATISFACTORY		UNSATISFACTORY	
	No.	Percent	No.	Percent	No.	Percent	No.	Percent
F-1.1 Philosophical Bases of Education Mrs. Manjeet Kaur	45	51.1%	37	42.0%	6	6.8%	-	-
F-1.2 Growth and Development of the Learner Mrs. Shefali Cheema	53	60.2%	23	62.16%	7	18.92%	-	-
F-1.3 Techniques of Teaching Mrs. Madhavi Goyal	52	59.1%	33	37.5%	3	3.4%	-	-
F-1.4 Education in Contemporary India Dr.Rohit Bhandari	68	77.3%	17	19.3%	11	12.5%	-	-
F-1.5 ICT Skill Development Ms. Shivani Sharma	32	86.49%	5	13.51%	2	2.3%	1	1.3%
P-2.1 Pedagogy I	51	58.0%	27	30.1%	10	11.4%	-	-
P-2.2 Pedagogy II	45	51.1%	35	39.8%	7	8.0%	1	1.1%
EPC-1.1 Teaching through Drama and Music Ms. Rajbir Kaur	35	39.8%	37	42.0%	14	15.9%	2	2.3%
EPC-1.2 Simple Expressional Competencies Dr.Richa Sharma	53	60.2%	27	30.7%	7	8.0%	1	1.3%
EPC-1.3 Participation in Sports and Yoga Dr.Neeru Malik	42	47.7%	39	42.0%	7	8.0%	2	2.3%
EPC 1.4 Pre-Internship	38	43.2%	39	44.3%	11	12.5%	-	-


STUDENT SATISFACTION SURVEY (SSS) B.Ed. 2019-21 batch Section A and B SEMESTER II (Total no. of responses=88) (Section A=45, Section B=43)

SUBJECT	VERY GOOD		GOOD		SATISFACTORY		UNSATISFACTORY	
	No.	Percent	No.	Percent	No.	Percent	No.	Percent


Dr. (Mrs.) Agnese Dhillon
Principal,
Dev Samaj College of Education
Sector 36-B, Chandigarh.

F-2.1 Sociological Bases of Education Dr. Puneet Kooner	40	45.5%	43	48.9%	5	5.7%	-	-
F-2.2 Learner Nature & Development Mrs. Shefali Cheema	38	43.2%	42	47.7%	8	9.1%	-	-
F-2.3 Assessment for Learning Dr. Rohit Bhandari	45	51.1%	37	42.0%	6	6.8%	-	-
F-2.4 Knowledge, Curriculum and Understanding Disciplines Dr. Puneet Kooner	51	58.0%	32	36.4%	5	5.7%	-	-
F-2.5 School Management Ms. Rajbir Kaur	39	44.3%	38	43.2%	9	10.2%	2	2.3
P-2.1 Pedagogy I	51	58.0%	29	33.0%	8	9.1%	-	-
P-2.2 Pedagogy II	40	45.5%	38	43.2%	9	10.2%	1	1.1
EPC-2.1 Work Experience Programme (Gardening= 68) (Home craft= 5) (Interior decoration= 15)	25	28.4%	41	46.6%	16	18.2%	6	6.8%
EPC-2.2 ICT Practical Ms. Shivani Sharma	59	67.0%	23	26.1%	6	6.8%	-	-
EPC-2.3 Participation in Sports and Yoga Dr. Neeru Malik	42	47.7%	37	42.0%	8	9.1%	1	1.1


Course Code	STUDENT SATISFACTION SURVEY (SSS) 2019-21 batch M.Ed. SEMESTER I & II (Total no. of responses=8)								
	SUBJECT	VERY GOOD		GOOD		SATISFACTORY		UNSATISFACTORY	
		No.	Percent	No.	Percent	No.	Percent	No.	Percent
C01-PIE-I	Perspectives in Education -I	5	62.5%	2	25.0 %	1	12.5%	-	-
C02-LLP-I	Learner and Learning Process-I	6	75.0%	2	25%	-	-	-	-
C03-ERS-I	Educational Research and Statistics-I	5	62.5%	3	37.5%	-	-	-	-
C04-HOE-I	History of Education-I	6	75.0%	2	25%	-	-	-	-


 Dr. (Mrs.) Agnese Dhillon
 Principal,
 Dev Samaj College of Education
 Sector 36-B, Chandigarh.

C05-TED-I	Teacher Education-I	6	75.0%	2	25%	-	-	-
C06-DIS-I	Dissertation-I (Orientation to Writing a synopsis)	4	50.0%	2	25%	2	25%	-
C07-PED-II	Process of Education-II	5	62.5%	3	37.5%	-	-	-
C08-PIS-II	Psychology for Individual and Social Development-II	7	87.5%	1	12.5%	-	-	-
C9-ERS-II	Educational Research and Statistics-II	5	62.5%	3	37.5%	-	-	-
C10-DIS-II	Dissertation –II (Submission of Research Proposal)	5	62.5%	2	25%	1	12.5 %	-
C11-SDS-II	Self Development Skills-II (Yoga, Communication and Professional Skills)	5	62.5%	3	37.5%	-	-	-
E01-PSE-II	Pedagogy of Science Education-II	4	50.0%	1	12.5 %	3	37.5%	-
E02-PSS-II	Pedagogy of Social Science Education-II	3	37.5%	4	50.0%	1	12.5 %	-
E03-PLE-II	Pedagogy of Language Education-II	3	37.5%	5	62.5%	-	-	-

**STUDENT SATISFACTION SURVEY (SSS)
(2019-2020)
(Post Graduate Diploma in Guidance and Counseling)**


S.No	Semester	Name of the Paper/Subject	Very Good	Good	Satisfactory	Un-Satisfactory
1	Sem I	Introduction To Guidance	92.0%	6.0 %	2.0 %	-
2	Sem I	Introduction to Counselling	87.2%	9.7%	3.1%	-
3	Sem I	Educational and Psychological Appraisal	86.8%	10.2%	3%	-


Dr. (Mrs.) Agnese Dhillon
Principal,
Dev Samaj College of Education
Sector 36-B, Chandigarh.

4	Sem II	Counseling Children And Adolescents With Different Abilities	90.8%	6.4%	2.8%	-
5	Sem II	Career Education	89.8%	7.8%	2.4%	-
6	Sem II	Supervised Practicum / Internship/ Work Based Learning	82.0%	13.0%	5.0%	-

STUDENT SATISFACTION SURVEY (SSS)
(2019-2020)
(Post Graduate Diploma in Child Guidance and Family Counseling)

S.No	Semester	Paper	Name of the Paper/Subject	Very Good	Good	Satisfactory	Unsatisfactory
1	I	I	Theoretical Perspectives in Child Development-I	92.4%	5.5%	2.1%	-
2	I	II	Marriage and Family Relations	88.8%	9.8%	1.4%	-
3	I	III	Introduction to Guidance and Counselling-I	87.8%	9.8%	2.4%	-
4	I	IV	Counselling Techniques and Applications-I	90.2%	6.8%	3.0%	-
5	I	Practical 1	Psychological Assessment	91.8%	6.4%	1.8%	-
6	I	Practical 2	Guidance and Counselling in Applied Settings-I	89.8%	7.4%	2.8%	-
7	I	Practical 3	Child Guidance and Family Counselling-I	85.4%	10.4%	4.2%	-
8	II	I	Theoretical Perspectives in Child Development-II	84.8%	10.8%	4.4%	-
9	II	II	Introduction to Guidance and Counselling-II	93.8%	4.2%	2%	-


Dr. (Mrs.) Agnese Dhillon
Principal,
Dev Samaj College of Education
Sector 36-B, Chandigarh.

10	II	III	Counselling Techniques and Applications-II	88.8%	8.6%	2.6%	-
11	II	IV	Counselling for Children with Special Needs	89.8%	7.8%	2.4%	-
12	II	Practical 1	Tools of Measurement and Evaluation	92.8%	5.4%	1.8%	-
13	II	Practical 2	Guidance and Counselling in Applied Settings-II	89.8%	7.8%	2.4%	-
14	II	Practical 3	Child Guidance and Family Counselling-II	90.8%	6.4%	2.8%	-
15	II	-	Internship	86.0%	6.6%	6.4%	-



Dr. (Mrs.) Agnese Dhillon
Principal,
Dev Samaj College of Education
Sector 36-B, Chandigarh.